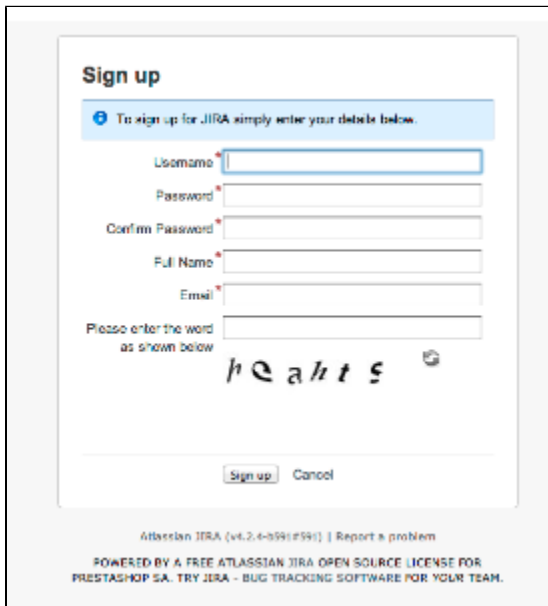


How to use the Forge to contribute to PrestaShop

How to use the Forge to contribute to PrestaShop

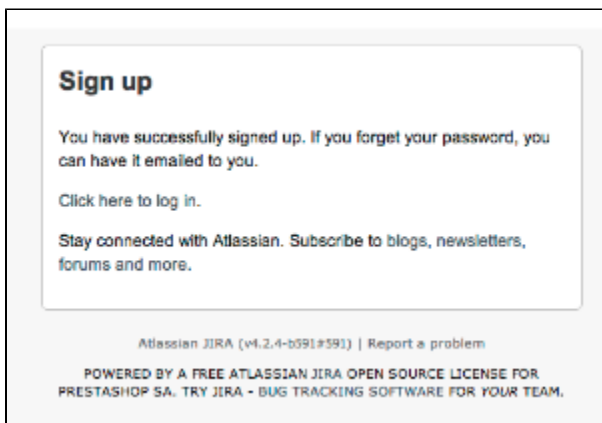
The Forge is the name of PrestaShop's bugtracker, which uses Atlassian's JIRA tool. This is the best place to describe bugs you are witnessing on your PrestaShop installation, and have the developers try to fix it.

In order to participate, you need to create an account to use the bug tracker. You can do it here: <http://forge.prestashop.com/secure/Signup!default.jspa>



The screenshot shows a 'Sign up' form for JIRA. At the top, it says 'Sign up' and 'To sign up for JIRA simply enter your details below.' The form contains several input fields: 'Username', 'Password', 'Confirm Password', 'Full Name', and 'Email'. Below these is a CAPTCHA field with the text 'Please enter the word as shown below' and the word 'hearts' in a stylized font. At the bottom of the form are 'Sign up' and 'Cancel' buttons. Below the form, there is a footer that reads: 'Atlassian JIRA (v4.2.4-b091#591) | Report a problem' and 'POWERED BY A FREE ATLASSIAN JIRA OPEN SOURCE LICENSE FOR PRESTASHOP SA. TRY JIRA - BUG TRACKING SOFTWARE FOR YOUR TEAM.'

Fill all fields and validate your account request.



The screenshot shows a 'Sign up' success message. It says 'Sign up' and 'You have successfully signed up. If you forget your password, you can have it emailed to you.' Below this is a link that says 'Click here to log in.' At the bottom, it says 'Stay connected with Atlassian. Subscribe to blogs, newsletters, forums and more.' Below the message, there is a footer that reads: 'Atlassian JIRA (v4.2.4-b091#591) | Report a problem' and 'POWERED BY A FREE ATLASSIAN JIRA OPEN SOURCE LICENSE FOR PRESTASHOP SA. TRY JIRA - BUG TRACKING SOFTWARE FOR YOUR TEAM.'

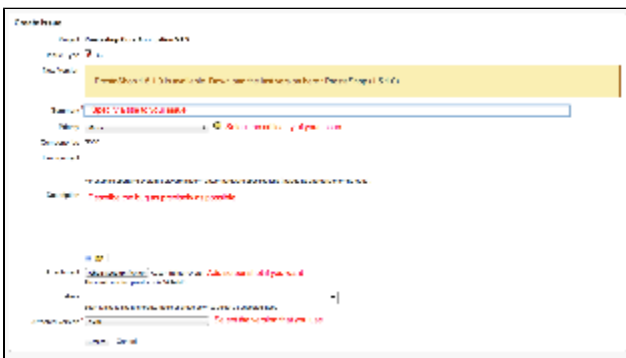
Once your account is validated, click here to log in: <http://forge.prestashop.com/secure>.

You can now create your first issue:



You now can open a new ticket:

1. Click on "Create Issue",
2. Choose the project: PrestaShop version 1.4 or 1.5, Prestashop Native Modules & Themes,
3. Choose the issue type: bug, improvement, update (issue when updating PrestaShop) or CVS / Import / WS (issue with data import or the web service)
4. Submit



On the next screen, fill all information to create your issue.

When writing a bug report, please read and apply Mozilla's own guidelines: https://developer.mozilla.org/en-US/docs/Mozilla/QA/Bug_writing_guidelines