

Shopping Carts

Shopping Carts

PrestaShop contains some very powerful marketing features that enable you to see the products that customers are adding to their carts in real time. There are two ways to achieve this:

1. Go to the "Clients" page in the "Clients" menu, find the customer you are looking for, and view his or her customer profile. In that profile, scroll down to the "Shopping carts" section, where you can see all the carts created by this customer.
2. Go to the "Shopping carts" page in the "Clients" menu. The carts are sorted by ID. Find the customer you are looking for.

ID	Order ID	Customer	Total	Carrier	Date	Online	
5	5	J. DOE	69,51 €	My carrier	07/15/2015 11:28:25		View
4	4	J. DOE	87,89 €	My carrier	07/15/2015 11:28:25		View
3	3	J. DOE	74,01 €	My carrier	07/15/2015 11:28:25		View
2	2	J. DOE	73,90 €	My carrier	07/15/2015 11:28:25		View
1	1	J. DOE	53,00 €	My carrier	07/15/2015 11:28:25		View

In both cases, you can click the "View" icon to see the content of your client's cart, and use this information to improve your commercial performance.



Cart #000005
JOHN DOE ON 03/21/2014
\$71.51

CUSTOMER INFORMATION

John DOE

pub@prestashop.com

Account registration date 03/21/2014

Valid orders placed 1




Total spent since registration \$61.37

ORDER INFORMATION

Order #5

Made on 03/21/2014

CART SUMMARY

Product	Unit price	Quantity	Stock	Total
 Faded Short Sleeve T-shirts Color : Orange, Size : S Ref demo_1	\$16.51	1	299	\$16.51
 Blouse Color : Black, Size : S Ref demo_2	\$27.00	1	299	\$27.00
 Printed Dress Color : Orange, Size : S Ref demo_3	\$26.00	1	298	\$26.00
Total cost of products				\$69.51
Total cost of shipping				\$2.00
Total				\$71.51



For this particular customer group, prices are displayed as **Tax excluded**

In the cart's page, the most important information is in the "Cart Summary" section, where you can see what products the customer chose to purchase, the price of each item, the quantity they put in their cart, and the total value of their cart.

Managing abandoned carts

Cart abandonment often means that a sale has been lost. The "Shopping cart" page indicates the carts that have not been turned into proper orders, and it is up to you to remind the customer that they can still come back to finish their purchase.

Abandoned carts (or "ghost carts") will have a delete link at the end of each row, while carts without delete links are processed carts, i.e. the purchase has been confirmed and you are supposed to send the products.

By default, it is up to you to contact the customer about his abandoned cart. You can install the Customer Follow-up module, which is available in the default installation and enables you to send vouchers to those who have abandoned their shopping carts, or to those who you want to thank for their order, to the best clients to thank them for their purchases and for being faithful... Note that this can lead to abuse: some customers might abandon carts on purpose in order to receive a voucher...

You can also buy PrestaShop's Abandoned Cart Reminder module for a complete tool: <http://addons.prestashop.com/en/checkout-modules/16535-abandoned-cart-pro.html>.