

Cart Rules

Cart Rules

The "Cart rules" page gives you access to an advanced tool that succeeds and builds upon the voucher system from PrestaShop 1.4. Seasoned users of PrestaShop will not be surprised with the features that were added, but will have to adapt to the new name: when this guide mentions vouchers, we are actually talking about cart rules – which, in themselves, are quite different to credit slips.

✔ Differences between a credit slip, a voucher and a cart rule

A credit slip is first and foremost a written proof that a product has been returned. Most of the time, the user can use it as a voucher.

A voucher is a discount code which does not have to be tied to a merchandise return or a refund, and which can take many more forms than a simple credit slip:

- A discount on an order (percentage).
- A discount on an order (amount).
- Free shipping.

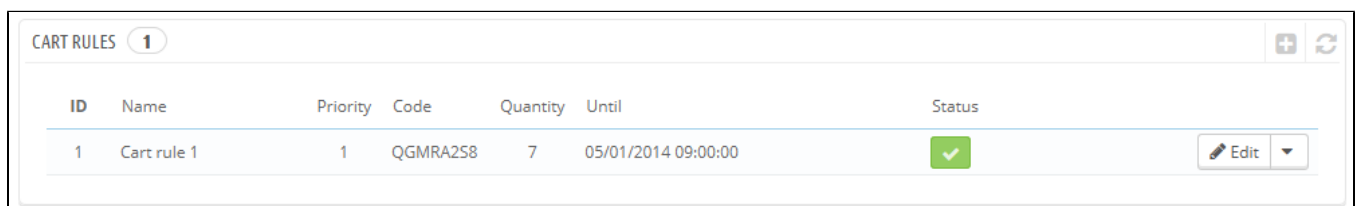
You can apply a voucher to all customers, or a group of customers, or a single customer; you can set its expiration date.



A cart rule is basically an advanced version of a voucher: in addition to what a voucher could do in PrestaShop 1.4, the cart rules system introduced in PrestaShop 1.5 enables you to:

- Name the discount.
- Allow the customer to use only a portion of the discount.
- Assign priorities between cart rules.
- Set the compatibility between cart rules.
- Have the discount only work with some carriers.
- Have the discount only work with a selection of products and/or categories and/or manufacturers and/or suppliers and/or attributes... or all of these at the same time if necessary.
- Have the discount be applicable for free shipping and/or a discount on an order and/or a free gift... or all of these at the same time if necessary!

In this user guide, "cart rule" and "voucher" are synonymous and interchangeable.

The "Cart rules" page lists the currently existing cart rules, which you can enable or disable by clicking on the icons in the "Status" column.



ID	Name	Priority	Code	Quantity	Until	Status	
1	Cart rule 1	1	QGMRA258	7	05/01/2014 09:00:00		 Edit

Creating a New Cart Rule

A voucher can be created automatically after a product return, but you can create a new voucher at any time manually, and be very specific about its properties.

The creation form has three tabs, enabling you to precisely build new rules and vouchers.

Information Tab

The first tab, "Information", contains the rule's identifiers and main settings.

The screenshot shows the 'CART RULE' configuration page in PrestaShop. The 'INFORMATION' tab is active, displaying the following fields and controls:

- Name:** A text input field containing 'Cart rule 1'.
- Description:** A text area containing 'This is my first cart rule'.
- Code:** A text input field containing 'QGMRA258' and a 'Generate' button.
- Highlight:** A toggle switch with 'YES' (grey) and 'NO' (red) options.
- Partial use:** A toggle switch with 'YES' (green) and 'NO' (grey) options.
- Priority:** A text input field containing '1'.
- Status:** A toggle switch with 'YES' (green) and 'NO' (grey) options.

At the bottom of the form, there are three buttons: 'Cancel' (with a close icon), 'Save and stay' (with a floppy disk icon), and 'Save' (with a floppy disk icon).

- **Name.** The name is public, so you should keep it casual.
- **Description.** The description is not public. It helps your shop employees understand why the rule was created.
- **Code.** Give your rule a unique code. You can either create one manually (and therefore use readable words, like 1VOUCH4JOE), or have PrestaShop generate one unique string by clicking the "Generate" button. Of course, you can also use any other string generator (such as <http://www.random.org/strings/>).
Note that if no code is set, the rule will apply to any customer fitting the other conditions:
 - If there is a code, then customer have to enter it during the ordering process.
 - If there is no code, then the rule is automatically applied to benefiting customers.
- **Highlight.** If enabled, PrestaShop will let the user know that a voucher corresponding to the items in the cart is available and can be added.
- **Partial use.** If disabled, the rule/voucher can only be used once, even if it is not completely used. If enabled, a new voucher is created when the current one is not completely used.
- **Priority.** If a customer (or group of customers) is eligible for more than one voucher, or if more than one voucher can be applied to an order, then PrestaShop applies said voucher one by one in the alphanumerical order. You can change that order by placing a lower priority to you voucher. By default, they all have a priority of 1. If you set it to a higher number, the voucher will be applied after vouchers with a lower number.
- **Status.** You can disable and enable a rule whenever you feel is necessary.

Conditions Tab

The second tab, "Conditions", contains a large set of possibilities, enabling you to precisely target who should be able to benefit from this rule.

CART RULE

INFORMATION | **CONDITIONS** | **ACTIONS**

Limit to a single customer

Valid From 2014-04-01 09:00:00 To 2014-05-01 09:00:00

Minimum amount 50 USD Tax excluded Shipping excluded

Total available 7

Total available for each user 1

Restrictions Carrier selection
 Customer group selection
 Product selection

Cancel Save and stay Save

- **Limit to a single customer.** This is where you indicate that the voucher you are creating is for one customer only. For instance, if you had a delivery delay and you want to make a gesture of goodwill, you can create a voucher for this customer that only he or she can access. To quickly find the customer, type in the first few letters of their first name, last name or e-mail in the text field. If empty, PrestaShop will understand that any customer can use it... unless you have added a customer group as a further condition (see "Customer group selection" check-box below).
- **Validity.** The default validity is one month, but you can reduce that to one week or even one day.
- **Minimum amount.** The minimum order amount from which the voucher is applicable. Your voucher will only be applicable if the customer's order is above the given amount. You can choose if that amount should include taxes and/or shipping costs.
- **Total available.** Set a quantity of available vouchers: either "1" if it is intended for a single customer, or any number if the voucher is for whoever uses one first.
- **Total available for each user.** You can set the number of times a voucher can be used for each user. That number must be at least equal to the quantity of available vouchers above ("Total available" field).
 - If that number is inferior to the total quantity of available vouchers, then one single customer will not be able to use all of them.
 - Keeping it to "1" makes sure that each of your customers can only use the voucher once. In that case, make sure the voucher applies to a group rather than a customer...

The check-boxes at the bottom of the section are very important, as they help you further filter to what or to whom the rule is to be applied.

Restrictions Carrier selection
 Customer group selection
 Product selection

The cart must contain at least 1 product(s) matching the following rules

Add a rule concerning Products Add

The product(s) are matching one of these

[Products] Printed Dress Choose

+ Product selection

- **Carrier selection.** You can make it so that the customer will have a discount if he or she chooses a specific carrier for the package delivery.
- **Customer group selection.** This is very useful. Thanks to PrestaShop's group creation tool, you can create discount that apply to a range of users, and build other conditions on top of that discount thanks to the cart rule creation tool.

- **Compatibility with other cart rules.** By default, an order can benefit from any number of cart rules. With this option, you can tell PrestaShop that this rule cannot be combined with a selection of other rules. This option only appears if you have more than one cart rule.
- **Product selection.** Another very useful tool, which enables to create automatic vouchers for cart which contain specific products. The tool is explained in more detail below.
- **Shop selection.** By default, a cart rule applies to all your stores. With this option, you can make it so that rule only applies to a selection of your stores.

The "Product selection" option brings a whole new form, and enables you to create not only per-product vouchers, by also per-categories, per-manufacturers, per-suppliers and even per-attribute. As a bonus, you can combine all these in order to specify your customer target as much as possible.

For instance, you can create automatic vouchers for your customer in the form "Buy at least 3 Apple product, get free shipping!"

This is really a tool within the cart rule too, and its configuration is quite specific. You can add as many product selections as needed, following this path:

1. Click the "Product selection" link to add a new section.
2. Indicate the number of products needed for the discount to activate.
3. Add at least one rule, of the type you want: products, attributes, categories, manufacturers, suppliers. You can add as many rules per product selection as you want, even one for each type if necessary.
4. Clicking the "OK" adds a new line in the selection. For each type, you must give details on the content the rule applies to. Click the "Choose" link and a window opens, listing the content available for this type (products, categories...). Move the content from the left panel to the right one by clicking on the "Add" button, and close the window by clicking on the "X" at the top right. If only one content is selected, the content field will give its name; otherwise, it will indicate the number of selected content.

You can add as many rules within a selection as necessary. These rules are cumulative: either they all apply, or the discount is not granted.

Product selections are independent: you can add as many as needed, and they will not influence each other. This enables you to create a whole range of products to which the cart rule will apply.

Actions Tab

The third and last tab, "Actions", is where you choose what the discount actually consists of.

The screenshot displays the 'ACTIONS' configuration tab for a cart rule. It includes the following elements:

- Free shipping:** A toggle switch currently set to 'NO'.
- Apply a discount:** Radio buttons for 'Percent (%)', 'Amount' (selected), and 'None'.
- Amount:** A text input field containing '0', a currency dropdown menu set to 'USD', and a 'Tax excluded' dropdown menu.
- Apply a discount to:** Radio buttons for 'Order (without shipping)' and 'Specific product' (selected).
- Product:** A search input field containing 'demo_2 Blouse' with a magnifying glass icon.
- Send a free gift:** A toggle switch currently set to 'NO'.
- Navigation:** 'Cancel', 'Save and stay', and 'Save' buttons at the bottom.

- **Free shipping.** The rule treats benefiting customers to free shipping.
- **Apply a discount.**
 - **Percent (%).** The rule applies to a percentage of the order total. For instance, let's say the order is valued at \$200 before taxes. The rule has a value of 15%. Customer who benefit from this rule will only have to pay \$170 (before taxes and shipping costs).
 - **Amount.** The rule applies a monetary discount on the order total. For instance, let's say the order is valued at \$200 before taxes. The discount offers \$20 off the purchase. Customer who benefit from this rule will only pay \$180 before (before shipping costs). You can choose whether taxes are applied to the discount or not.
 - **None.** The rule does not offer any discount on the order. Choosing this option makes the next section, "Apply discount to", disappear.
- **Apply discount to.**
 - **Order (without shipping).** The discount applies to the whole order.
 - **Specific product.** You can choose to which product the discount should apply: type the first letters of the product, and choose in the list of matching names.
 - **Cheapest product.** Only available for the "Percent (%)" option.
 - **Selected product(s).** The customer can choose on which products the discount should be applied. Only available for the "Percent (%)" option.
- **Send a free gift.** You can choose to offer a gift for some conditions (and skip the discount altogether). A field appears: type the first letters of the product, and choose in the list of matching names.

Once everything has been saved, you can send your voucher code to your customers, or let the system handle the cart rules automatically, depending on your settings.



Your voucher will appear in the "Cart Rules" page, under the "Price rules" menu. You can delete or edit it at any time. If the voucher was set to a specific group or customer, then it will appear in the front office, in the customer's "Vouchers" section of his account as well as in the cart (if you chose to), where they can choose which one to apply to their order.

Code	Description	Quantity	Value*	Minimum	Cumulative	Expiration date
YMHECUGY	10% off all product until April 4th, 2014.	1	10.00%	None	✔ Yes	04/04/2014

Cart rules that are set to apply to all customers do not appear in the customer's "My vouchers" page: he or she has to know about them in order to use them. It is up to you to let them know about these public discounts.

In order to apply the cart rule, the customer needs to visit his cart and enter the voucher in the "Vouchers" field and click "Add". The customer will not be able to apply the voucher if the check-out is already validated.

01. Summary 02. Sign in 03. Address 04. Shipping 05. Payment

Product	Description	Avail.	Unit price	Qty	Total	
	Printed Dress SKU : demo_3 Color : Orange, Size : S	In Stock	\$26.00	1	\$26.00	
VOUCHERS <input type="text"/> <input type="button" value="OK"/>					Total products	\$26.00
					Total shipping	\$2.00
					TOTAL	\$28.00

[Continue shopping](#)

Once applied, the cart summary displays the voucher's impact on the order's amount.

	SKU : demo_3 Color : Orange, Size : S	In Stock	\$26.00	1	\$26.00	
10% off all product until April 4th, 2014.			-\$2.60	1	-\$2.60	
VOUCHERS					Total products	\$26.00
					Total shipping	\$2.00